

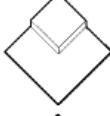






PORCELAIN PAVERS

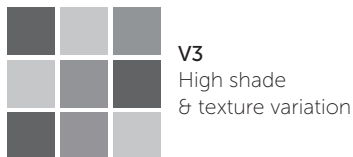
Installation options

-  pedestals
-  sand & gravel
-  concrete slab
-  thinset bed
-  lawn & turf

# FORESTA CHIARO

Light brown wood look paver with a hint of grey. Displays simulated wood grain, knots and other random features emulating planks of natural wood. Relatively high variation in color and shade across individual pavers and between pavers. Lightly textured finish.

Color & Shade Variation:



16"x32"

Thickness:	1 1/8"
Weight:	52 lb (13.5 lb/sq.ft.)
Packing:	1 pce./ctn
Water absorption:	0.5%
Breaking strength:	>29000 lbf
Slip resistance:	R11 (DIN51130)
Frost resistance:	resistant